



JSI

finale

casegoods & conference





finale



PAGES 04 & 05

style, function & flexibility

Create a tailored solution using an extensive offering of materials, finishes, pulls and edges.
Table desks feature a sleek metal frame and floating top available in clear glass, white back painted glass, veneer or custom material.

Top Paper management cubbies. Backpainted glass door.
Middle Work tool rail. Dovetail drawer.
Bottom Tilt-up power units. Pedestal access space.

finale



Freestanding L Unit

An L configuration provides function in today's office, while two storage heights create visual appeal. Multiple storage options helps to keep work areas clear and uncluttered.
(Rectangular single pedestal desk shown with double height overhead, lateral file storage cabinet and Tyler seating.)



Adjustable Height U Unit

Specify familiar office configurations with integrated adjustable height worksurfaces to complement active work styles. Conveniently accessible double height storage overheads with paper management cubbies allow work efficiency.
(Bow front single pedestal desk with Ergo, double height overhead with glass doors and cubbies, and Newton seating.)



Wall-Mounted L Unit

A variety of tower, wardrobe and mobile pedestal components accommodate various storage requirements with ease. Coordinating Finale conference tables add extra collaborative space within offices.
(Bullet peninsula desk shown with multi-file return, Newton executive chair, and Sosa seating around round table with drum base.)



Tandem Team Station

Versatility is the cornerstone when building multi-station units for teaming environments. Combine vertical storage units, overheads, tackboards and adjustable height tables to form interactive stations for easy sharing of information.
(Pneumatic adjustable height table desk with modesty, multi-file credenza, and Proxy seating.)



finale



collaborative and conference

Finale offers tables of varying sizes and shapes for meeting areas large and small. Plug and play technology options make it easy to share ideas and information.



Top Round conference table with drum base.
Newton mid back seating.
Left Power/data units.
Right Rectangular table and bases.
Buffet credenza. Protocol executive seating.



desk modesty panel options



standard



glass



glass with metal bars



metal bars



veneer with metal bars



contrasting veneer with metal bars

storage overhead cabinet options



single height storage overhead cabinets



double height storage overhead cabinets



double height with wood trim panel that coordinates with worksurface edge profile

pull options



arch



slotted



block



bow



curve



twist

edge profiles



bevel



transitional




triad



gael



reeded



eased


Pulls Choose from 6 pull options for door and drawer fronts in Matte Nickel or Matte Black finish. Wood doors on storage towers incorporate a special round knob that coordinates with all styles. **Edges** User and approach edges are offered in 1 of 6 profiles. Side edge profiles are flat for premium fit. **Glass** Overhead doors can be specified in white back painted glass. Modesty panels are offered in veneer, glass, glass with metal bars, metal bars, veneer with metal bars and contrasting veneer with metal bars. **Metal** Table desks can be specified in Soft Nickel, Stardust Silver or Black Sandtex finish. **Wood** All wood finishes incorporate our proprietary low-emission finish; DuraTex. JSI also offers special finishes and custom finish matching (contact JSI Customer Service for details).

Sustainability Learn how Finale can contribute to your sustainability goals by contacting your JSI Customer Service Team.




wood finishes


cherry



saffron



legacy



bourbon



barley



autumn



classic



brighton



praline




earthy


maple




ale



butterscotch



flax



cinnamon




venetian


walnut



auburn



espresso



mocha



night owl



sienna



toffee



truffle

metal finishes



soft nickel




stardust silver



black sandtex

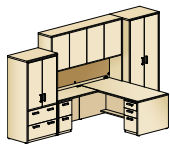
glass color



white back painted

DuraTex low-emission finish

To reduce hazardous emissions, we use a proprietary, specially designed top coat that offers exceptional hardness, abrasion and impact resistance while reducing hazardous or harmful gases. DuraTex significantly reduces hazardous emissions which helps to improve the quality of the indoor air we breathe.



l-unit with double-height overhead
overall dimensions
155"W 72"D 84"H

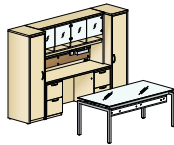
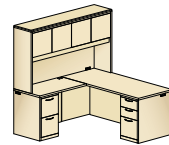
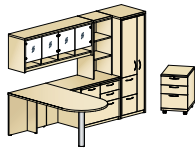


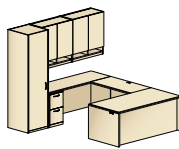
table desk with credenza and wardrobes
overall dimensions
108"W 102"D 72"H



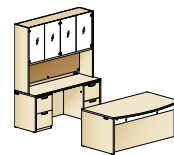
l-unit with overhead
overall dimensions
72"W 72"D 72"H



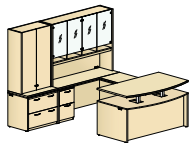
l-unit with overhead and storage wardrobe
overall dimensions
108"W 72"D 72"H



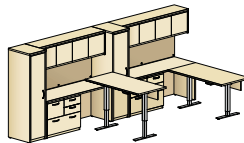
u-unit with double-height overhead and wardrobe
overall dimensions
96"W 108"D 84"H



desk with credenza and double-height overhead
overall dimensions
72"W 108"D 84"H



u-unit with ergo desk and double-height overhead
overall dimensions
108"W 114"D 84"H



team station with adjustable height table desks
overall dimensions
180"W 84"D 72"H



rectangular conference table with buffet credenza
overall dimensions
256"W 72"D 36"H